



pariplay limited
clinch's house
lord st. douglas isle of man

BLACK WIDOW SLOT – Mobile

1. Game Overview

"BLACK WIDOW" is a 5-reel, 3-row, 25 bet-lines, video slot game.
The game contains 3 bonus features:

- Free Spins – "Black Widow cave":
- Bonus game – "Exterminator": Pick prize multipliers until 3 misses (3-12 selections)
- Bonus Game – "Seek and Destroy": Pick 3 prize multipliers out of 17

2. Playing the Game:

1. Choose the amount you'd like to bet with. Control the bet amount by clicking on the 'Bet' button to open dropdown menu.
2. When you're ready to set the reels in motion, click on the "Spin" button on the side of the screen.
3. Your winnings are automatically added to your account balance! You can see your Total Win displayed on the lower part of the screen after each spin.

Round can also be initiated using the **Auto-bet**.

3. Game & Feature rules

- Winning combinations and payouts are calculated according the games 'Paytable', which can be accessed through the 'Info' button.
- All prize multipliers are multiplied by the **Line Bet** amount ('**Total bet**' divided by the total number of 'lines').

info@pariplayltd.com
pariplayltd.com



4. PAYOUT RULES IN MAIN GAME

- Bet line wins pay if in succession from the leftmost reel to the rightmost reel.
- A bet line win in coins is equal to the value shown in the PAYTABLE
- Multiplied by the line bet amount.
- A bet line win in currency is equal to the prize multiplier multiplied by the line bet amount.
- Only the highest win per bet line is paid.
- Simultaneous wins on different bet lines are added up.

5. PAYOUT RULES IN FREE SPINS

- Free Spins are played at the same bet configurations as the round that activated the Free Spins.
- Free Spin wins are added to any initial bet line wins.
- Additional Free Spins won are automatically added to the current Free Spins.
- At the end of Free Spins, the game returns to the round that activated Free Spins.

6. Bonus Game – Exterminator

- The feature is triggered when the **Exterminator** ' bonus icon appears anywhere on reels 1&5 simultaneously.
- The goal in this bonus feature is to shoot as many enemy bugs as possible before you accumulate 3 misses (hitting bugs that do not generate a prize).
- Every prize generating bug adds up to the total win multipliers count;
- The total amount of prize multipliers accumulated is multiplied by the **Line Bet**

7. Bonus Game – Seek and Destroy

- The feature is triggered when the **Seek and Destroy** bonus icon appears anywhere on reels 2&3&4 simultaneously.
- The goal in this bonus feature is to find 3 hiding bugs;
- Each hiding bug generates a prize multiplier which is added to the total win multiplier count;
- The total amount of prize multipliers accumulated is multiplied by the **Line Bet**








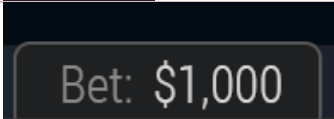

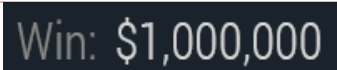
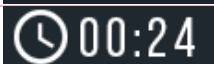
8. How to read the pay table

The Paytable in a video slots game acts like a key, explaining the value of each symbol in the game. Each symbol has assigned to it a certain number value. The win amount is determined based on the number that the Paytable shows for a certain symbol multiplied by the line bet value that the player determines before he/she spins the reels. You can reference the Paytable and use the following formula to calculate what your win will be: $\text{Line Bet Value (Player sets this before spinning)} \times \text{the number the Paytable shows for total number of hits for any given symbol} = \text{win amount}$.

The payable can be accessed by clicking the payable icon on the right lower side of the screen.

Inside the game setting pages, the payable can be accessed by clicking on the payable icon in the middle of the screen.

9. Game Controls

Button	Image	Description
Spin		Play a round (=spins the reels)
Auto-bet		Opens Auto-bet settings
Pay Table		Opens the pay table pages
Home/Lobby		Exit game to home/lobby of host.
Settings		Opens Settings page of game
Bet		Display the stake for the current round. When clicked, opens the bet value drop box
Balance		Display player balance
WIN		Display current round total win
CLOCK		Display time of current player session

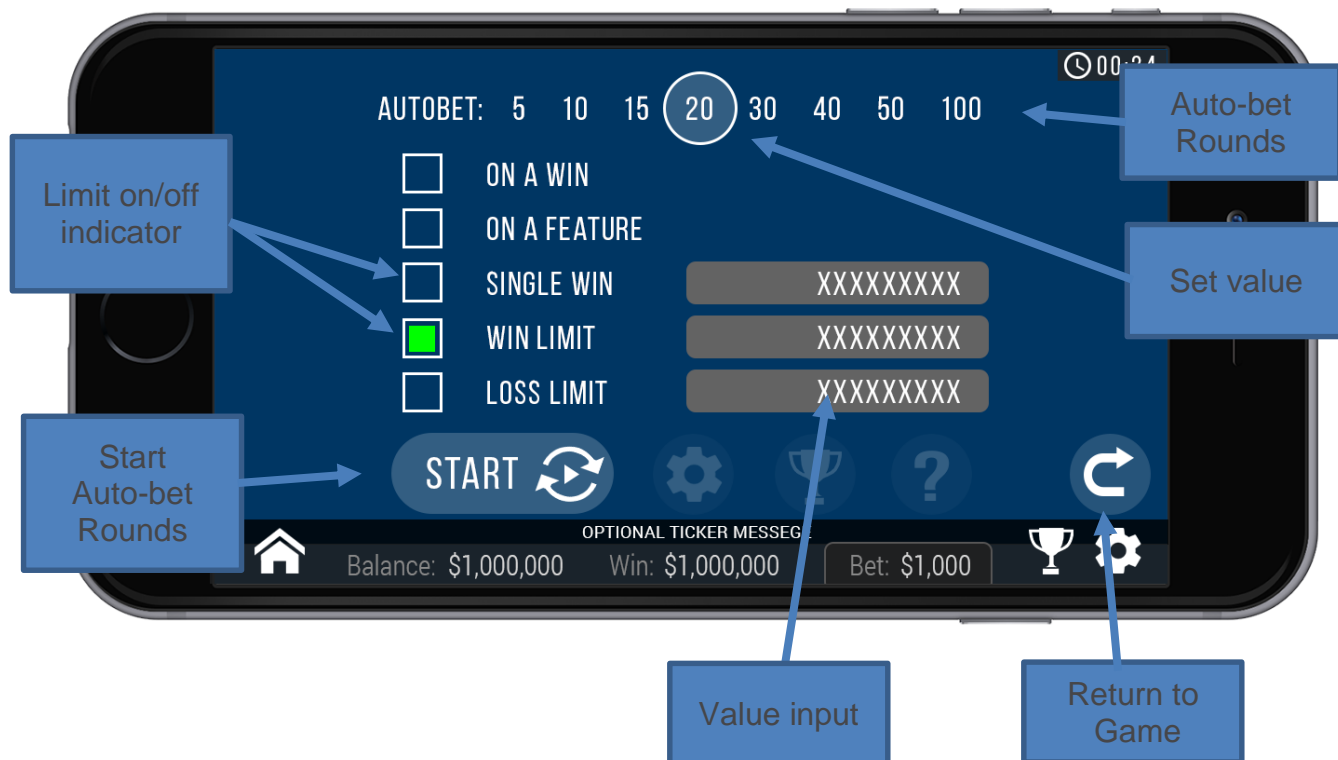
10. Game settings

All game settings and info pages such as help and payable are accessed by clicking the settings icon.

Setting Auto-bet

The player need to click the auto-bet floating icon, right above the spin icon, in order to enter the auto-bet settings page.

Auto-bet settings can also be reached through the game settings (Settings=>Auto-bet)



Auto-bets Limits:

1. **Loss limit** <Numeric value>- Pauses the auto bet function (see below) when the total loss of the user so far ($\text{SUM}(\text{bet}) - \text{SUM}(\text{win})$) \geq <Numeric value>
2. **Single Win** <Numeric value>- Pauses the auto bet function (see below) when a single win payout \geq <Numeric value> or more.
3. **Win Limit**-<Numeric value>- Pauses the auto bet function (see below) when the total Win of the user so far ($\text{SUM}(\text{bet}) - \text{SUM}(\text{win})$) \leq <Numeric value>
4. **Stop "on a feature"** - When free spins is won or a bonus game, auto bet deactivates.
5. **Stop on win** - When any single round results with a win of any size, auto-bet deactivates. Free spins count as one round, so if a main ticket didn't win any line

but did win free spins, and one of the free spins wins any amount, the round counts as a win.

6. Each limit can be turned on or off by clicking on the on\off button next to it.
7. To set the number of auto-bets rounds, the player picks the desired value from the top list of optional values by clicking on the desired value. The selection mark is set on the last settings.
8. When a limit is reached and the Auto-bet stops, a message pops in the center of the screen reading according to the limit:
 1. "LOSS LIMIT REACHED"
 2. "WIN LIMIT REACHED"
 3. "WIN REACHED"
 4. "FEATURE REACHED"
 5. "REACHED A WIN"

Message will fade out after 5 sec or on any tapping (screen or button pressed)

To exit the auto bet panel, the player can:

- a. Start the auto-bet rounds by clicking "START".
- b. Exit auto-bet completely by clicking the "return to game" button on the right

3.1.2 Auto-bet active view:

When the auto-bet is activated, the player is returned to the game view.

The spin button is replaced by a counter displaying the remaining auto-bet rounds.

The auto-bet button is changed into "Stop auto-bet" icon.

Clicking on the "stop auto-bet" or on the counter, stops the auto bet and returns to regular game mode.



Game settings page

Setting Turbo mode - When Turbo mode is on, it speeds the game reels, enabling a faster game.

Setting sound – Ambience Sound – enabling or disabling background music.

Setting sound –Sound effects – enabling or disabling sound effect.

Full Screen – enabling or disabling Full screen mode.

12. General Information

General Information	
Game Type	Video Slot 3x5
Number of Lines	25
Return to Player	95.08%
101 Currency Support	Yes
Multi language support	Yes